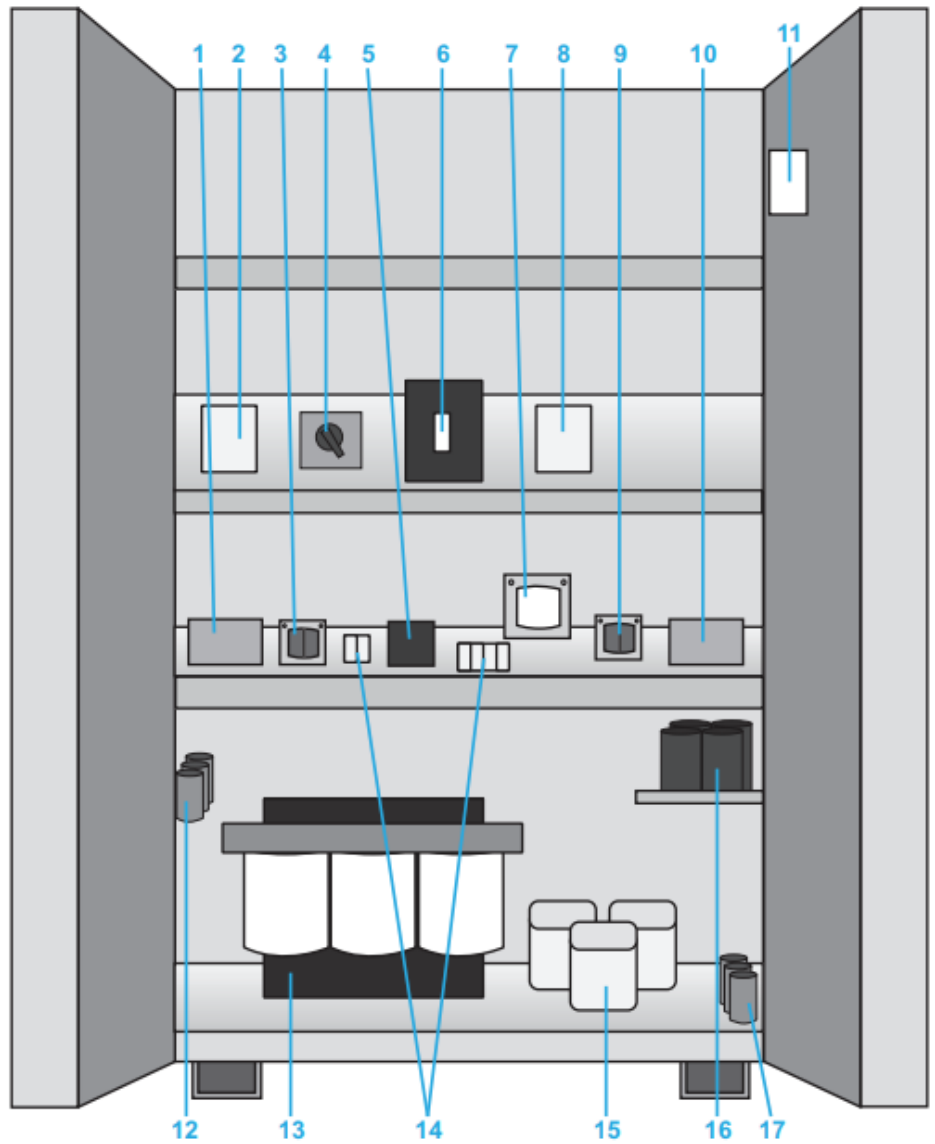


- 1 - Input Terminal Block
- 2 - Input Breaker
- 3 - Reference Transformer
- 4 - Bypass Switch
- 5 - Contactor
- 6 - Battery Breaker
- 7 - Fan Transformer
- 8 - Main Output Breaker
- 9 - Reference Transformer
- 10 - Output Terminal Block
- 11 - Manufacturer's Label
- 12 - Input Filters
- 13 - Transformer
- 14 - Fuses
- 15 - Inductors
- 16 - DC Caps
- 17 - Inverter Filters

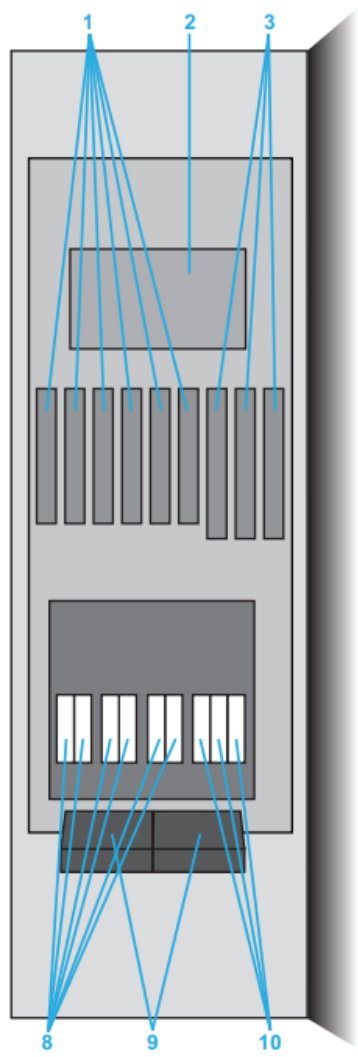
(Batteries are to be placed on top shelf)



Notice: This drawing contains confidential and proprietary data originated. All design, manufacturing, reproduction, use and sale rights are expressly reserved.

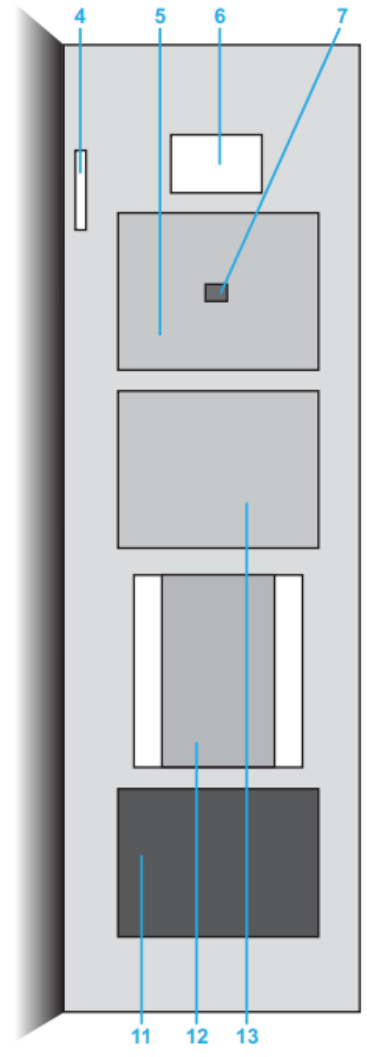
The recipient agrees by accepting this document, not to supply or disclose and information regarding it to any unauthorized person, or to

Inside Doors :



- 1 - SBS SCR Drivers
- 2 - SBS PCBA
- 3 - Rectifier Driver Boards
- 4 - Manufacturer's Label
- 5 - Motherboard Assembly
- 6 - Display
- 7 - Computer Interface*
- 8 - SBS SCR's
- 9 - Cooling Fans
- 10 - Rectifier SCR's
- 11 - Blower
- 12 - IGBT Assembly
- 13 - IGBT PCBA

*Please see the "Interface" section of this manual for more detailed information



Notice: This drawing contains confidential and proprietary data originated. All design, manufacturing, reproduction, use and sale rights are expressly reserved. The recipient agrees by accepting this document, not to supply or disclose and information regarding it to any unauthorized person, or to incorporate this data into any other design or use thereof. All patent rights are expressly reserved.