

STAND-BY ETERNALIGHT MINI

SPECIFICATIONS

- The Stand-By Eternalight Mini maintains efficient AC Emergency Power to operate all emergency lighting fixtures at "full-light" output after the transfer is complete, providing superior dependability and security to commercial/industrial environments in a small footprint.

DIAGNOSTICS AND MAINTENANCE

- DSP/PWM technology and DSPM Watchdog Software provides complete self diagnostic capabilities and LED Monitoring
- Informative advanced Display and Alarms keep you in control of your emergency lighting environment 24/7
- Automatically performs periodic self-tests ensuring a safely lighted environment prior to an emergency
- Single point of testing instead of multiple testing points with battery packs

POWER RATING

- 350 Watts - 2000 Watts single phase output unit uses the latest DSP/PWM technology to provide the most advanced performance and reliability features

INPUT


- 120V, 208V, 240V, 277V or 480V input 60Hz

OUTPUT

- 120V, 240V, 277V, 480V, 120/240 or 120/277VAC. Stand-by design is $\geq 99\%$ efficient at 100% linear load

BATTERIES

- Sealed, maintenance-free, lead calcium (AGM) batteries
- 10-Year prorated warranty
- DSP/PWM Smart Battery Monitoring System is TEMPERATURE COMPENSATED maintaining maximum runtime and battery life
- Microprocessor controlled recharge and DSP/PWM overcharge protection standard



350 W - 2000 W

Single Phase

Stand-By

Emergency

Lighting and

Power

Systems

LAMPS AND LOADS

- Emergency power provides FULL LIGHT OUTPUT from all lamps and fixtures for the entire runtime
- Operates fluorescent, compact fluorescent, incandescent, quartz, LED and other lamp types
- Standard or electronic ballasts, dimming devices or panels, sensors and most control equipment
- Standard or LED Exits and other safety equipment

CODES

- UL 924, UL 1778, meets NFPA 101, NFPA 70, NEC and OSHA standards
- Cities of Chicago and New York approved
- Complies with the Buy American Act

INSTALLATION

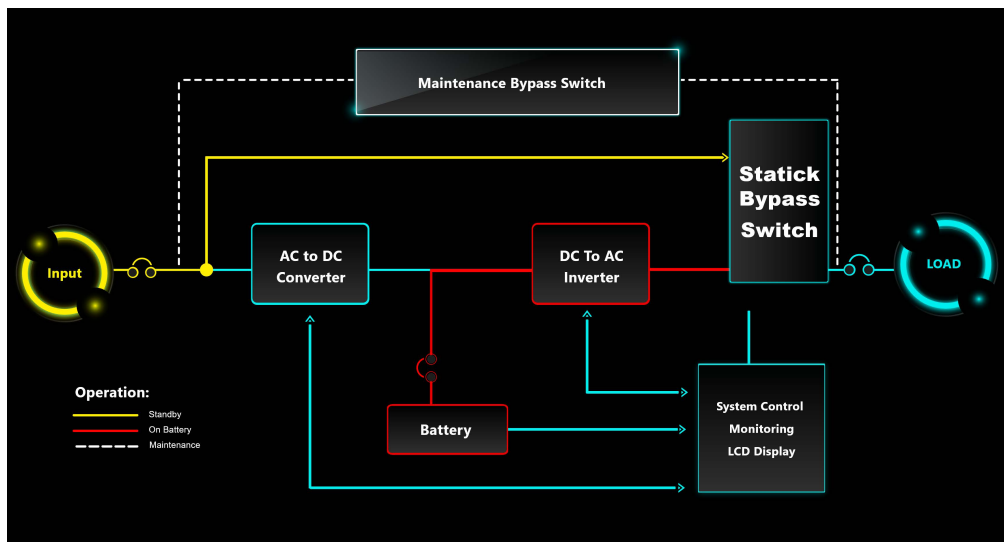
- Modular design and small footprint allow easy installation in electrical closet or other convenient locations
- Phone assisted factory start-up standard for all systems
- Extended warranty available

SPECIAL APPLICATIONS

- DSPM offers numerous UL924 optional devices to meet unusual or difficult application parameters
- ECM - Environmental Circuit Module allows fixtures and lamps on the emergency circuit(s) to be operated by normal switching and/or dimming devices in NON-emergency conditions
- Dimming Panel Interface allows use with emergency lights controlled by common dimmer panel

WARRANTY

- 1-Year full warranty on system electronics
- Battery warranty 1-year with 9-years pro-rated
- System 1-year on-site warranty labor with DSPM phone assisted start-up
- 5-Year powertrain warranty
- Maintenance contracts available



ELECTRICAL SPECIFICATIONS

| | |
|---------------------------|----------------------------------------------------------------------------------------------------------|
| Input Voltage Range | +10% , -15% |
| Output Voltage Regulation | ±2% for all loads and battery discharge mode |
| Output Frequency Range | 60 Hz, ±1% |
| Output Wave Form | Sine-wave <5% @ 100% linear load |
| Crest Factor | 2.5:1 typical |
| Input Protection | Input Main Circuit Breaker |
| Output Protection | Output Main Circuit Breaker |
| Surge Protection | The unit will protect itself and the load against surges as defined in ANSI/IEEE C62.45 category A and B |
| Efficiency | ≥92% at 100% linear load |
| Audible Noise | <45dB measured on Response Curve "A" |
| Operating Temperature | 0° to 40°C (32° to 104°F) |
| Storage Temperature | -20° to 60°C (-4° to 140°F) |
| Humidity | 5 - 95%, Non-condensing |

| Eternalight Mini Series | Power Ratings | UPS | | | Weight | British Thermal Unit | Battery Type | Voltage (VAC) | | Output Protection | Safety Approvals |
|-------------------------|---------------|--------------------|-----|-----|--------|----------------------|---------------------------------------------|-------------------------------------|---------------------------------------------|--------------------------------------------|-----------------------------------------------|
| | | Cabinet Dimensions | | | | | | Input | Output | | |
| SEMINI | VA/W | W | H | D | (lbs) | BTU's | Sealed, Maintenance free (AGM) lead calcium | Select 120, 208, 240, 277 or 480 | Select 120, 277, 480, 120/240 or 120/277 | Input and output circuit breakers standard | UL924 UL1778 NFPA 101 NFPA 70 NEC |
| | 350 | 24" | 26" | 16" | 340 | 11.9 | | | | | |
| | 525 | 24" | 26" | 16" | 340 | 17.85 | | | | | |
| | 700 | 24" | 26" | 16" | 370 | 23.8 | | | | | |
| | 750 | 24" | 26" | 16" | 370 | 15.5 | | | | | |
| | 875 | 24" | 26" | 16" | 370 | 29.75 | | | | | |
| | 1050 | 24" | 26" | 16" | 440 | 35.7 | | | | | |
| | 1400 | 24" | 26" | 16" | 460 | 47.6 | | | | | |
| 2000 | 24" | 26" | 16" | 600 | 68 | | | | | | |

The Stand-By Eternalight Mini provides the simplicity and reliability that is critical when providing an alternative source of power to any environment. Easy installation ..."simplicity"...connect the Mini to the emergency circuit(s) and everything is backed up..."reliability"...during a power outage. All lighting connected to the Mini will simply continue to operate at "full light output" once the transfer is complete. DSPM Watchdog© software keeps your environment safe while self-diagnostics help maintain equipment to a high standard. Superior surge suppression assures the highest quality of power being delivered to all loads, all the time.

We sincerely hope you never experience a real emergency, but if you do, you deserve the security, safety and peace of mind that the Cobra Mini from DSPM ensures.

ORDERING INFORMATION

Choose the bold face catalog nomenclature that best suites your needs. Write them on the appropriate line. Order accessories as separate catalog number.

Example:

SEMINI - 1050 - 208/120 - OCB/120/3/20/1 NOF/120/1 - 120

Description of example:

(1050 Watt, 208 Voltage In, 120 Voltage Out, 3 Output 120 Voltage Circuit Breakers, 1 Normally Off 120 Volt Output Circuit at 20amps, 2 pole, 120 minute run time)

| SEMINI | | | | | |
|--------|--------------|----------------------|---------------------|---------------------------------------------------------------------|-------------------|
| FAMILY | POWER RATING | VOLTAGE ¹ | | OPTIONS | TIME ³ |
| | <u>VA/W</u> | <u>Input/Output</u> | <u>Input/Output</u> | ECM120 - 120V Environmental control module ² /qty | <u>Minutes</u> |
| | 350 | 120/120 | 240/120-240 | ECM277 - 277V Environmental control module ² /qty | 5 |
| | 525 | 120/277 | 240/120-277 | NOF - Normally OFF output circuit/voltage / qty/pole | 10 |
| | 700 | 120/480 | 277/120 | NOH - Normally OFF "Hold ON"/voltage/qty/pole | 15 |
| | 750 | 120/120-240 | 277/277 | OCB - Output circuit breakers / voltage / quantity/amps/pole | 20 |
| | 875 | 120/120-277 | 277/480 | EPO - Emergency power off | 25 |
| | 1050 | 208/120 | 277/120-240 | RSSP - Remote Indicator Panel | 30 |
| | 1400 | 208/277 | 277/120-277 | SNMP - SNMP Card | 45 |
| | 2000 | 208/480 | 480/120 | FC - Form C Contacts | 60 |
| | | 208/120-240 | 480/277 | SRB - Seismic rated bracket | 90 (Standard) |
| | | 208/120-277 | 480/480 | WB - Wall mounted bracket | 120 |
| | | 240/120 | 480/120-240 | STUM - Onsite start-up | 180 |
| | | 240/277 | 480/120-277 | IDB - Internal dimmer bypass | 240 |
| | | 240/480 | | EMB - External maintenance bypass switch | |
| | | | | EW - Extended warranty | |

NOTES:

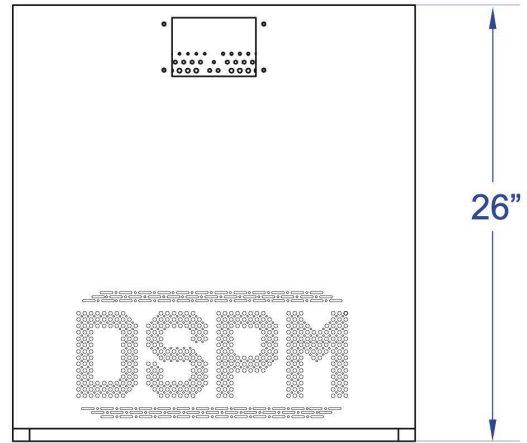
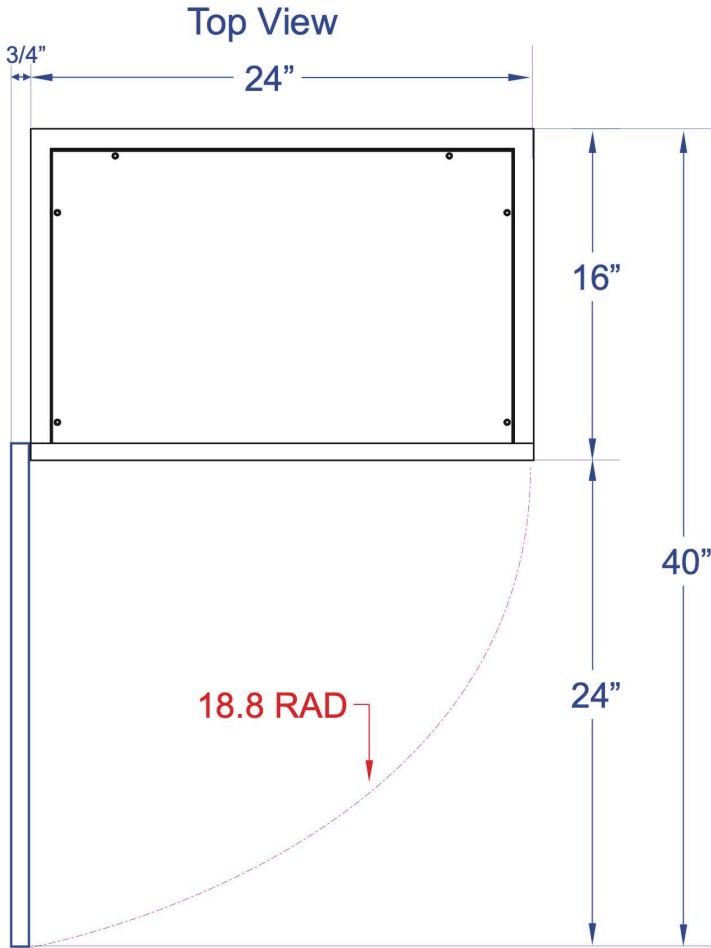
1- Consult factory for other voltage requirements.

Special voltages may effect the weight, size and number of cabinets.


2- One ECM is used per switching device or circuit.

3- Consult factory for other run times. Specifications subject to change without notice.


MECHANICAL FOOTPRINT



Front View



Right Side View



Per code requirements please leave 3" on each side of the cabinet including the back, and a 3 foot clearance in front.

Notice: This drawing contains confidential and proprietary data originated. All design, manufacturing, reproduction, use and sale rights are expressly reserved. The recipient agrees by accepting this document, not to supply or disclose and information regarding it to any unauthorized person, or to incorporate this data into any other design or use thereof. All patent rights are expressly reserved.