

ECM

ENVIRONMENTAL CONTROL MODULE POWERFUL INNOVATIVE PRODUCT

SPECIFICATIONS

The patented ECM is connected to selected fixtures and/or lamps to allow normal operating parameters to be maintained. In the event of an AC power outage, the fixtures, lamps and/or loads connected to the ECM will continue or immediately begin operating at full-light output for a minimum of 90 minutes.

COMPATIBILITY

- NO special ballast, lamps or other expensive equipment are required.

USE WITH LAMP TYPES

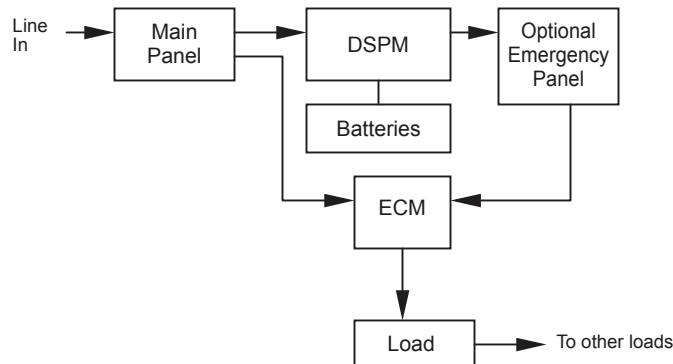
- Incandescent
- Fluorescent or compact fluorescent
- H.I.D
- LED

USE WITH BALLASTS

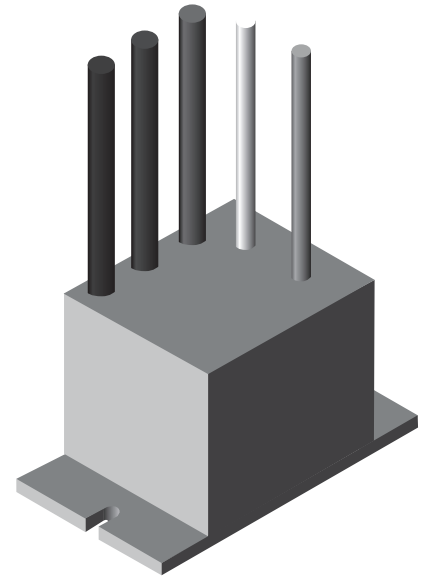
- Magnetic or electronic
- Dimming or non-dimming

USE WITH MOST CONTROL DEVICES OR BUILDING MANAGEMENT SYSTEMS

- Dimmer and dimming systems
- Occupancy and/or other sensors



Catalog Number	
Project	Notes
Signature	Date



INSTALLATION

- ECM modules can be installed inside the fixture assembly (i.e., ballast channel), or in a typical junction box as per code requirements
- ECM modules can operate individual or multiple loads
- ECM modules can be centrally located for convenience

WARRANTY

- 2 Years limited warranty
- Maintenance contracts available

SPECIFICATIONS

Maximum dimensions (HxWxD)	1.25" x 1" x 2"
*Electrical	20A@120 or 277 VAC
Rating	Class F
Codes	UL Recognized

* Specify ECM to match input voltage

ORDERING INFORMATION:

Example:
ECM-277 / 2

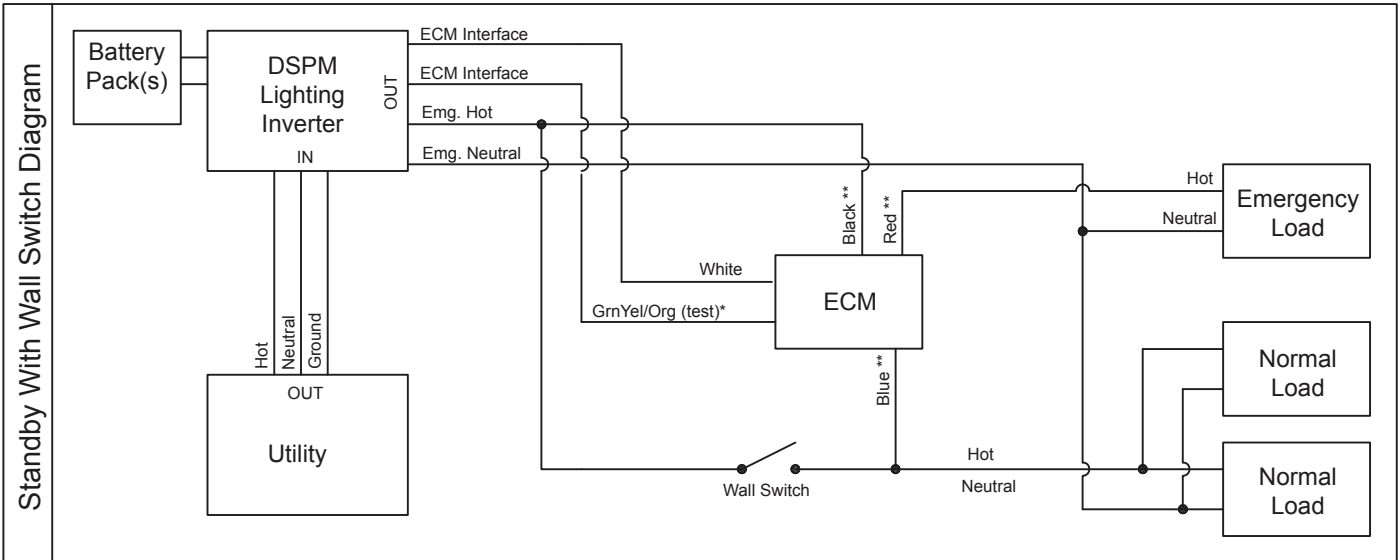
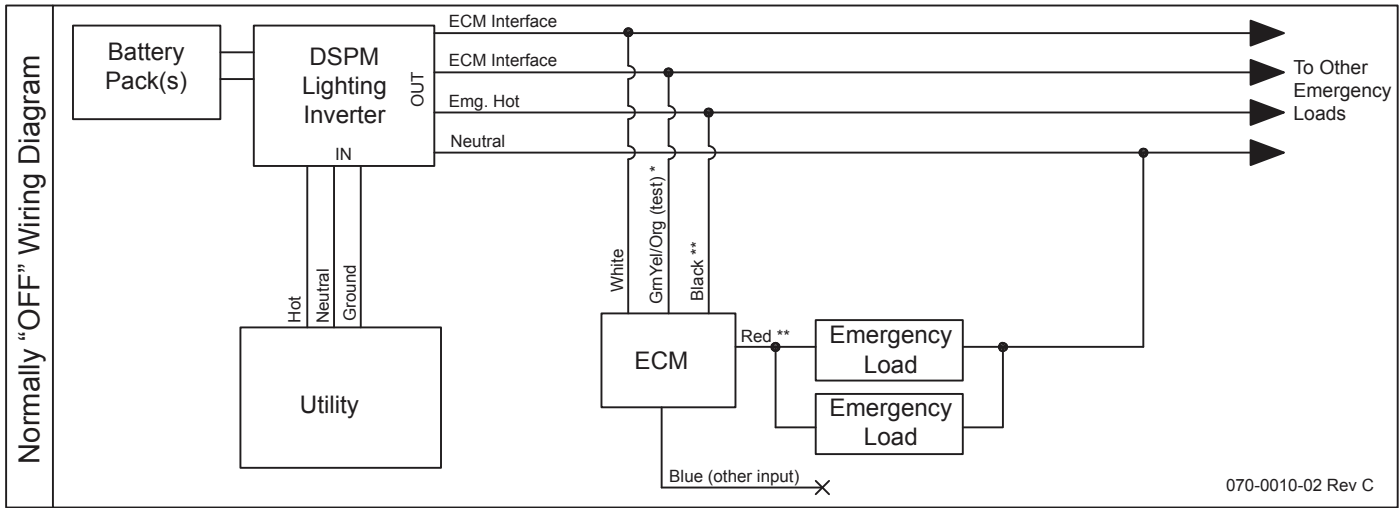
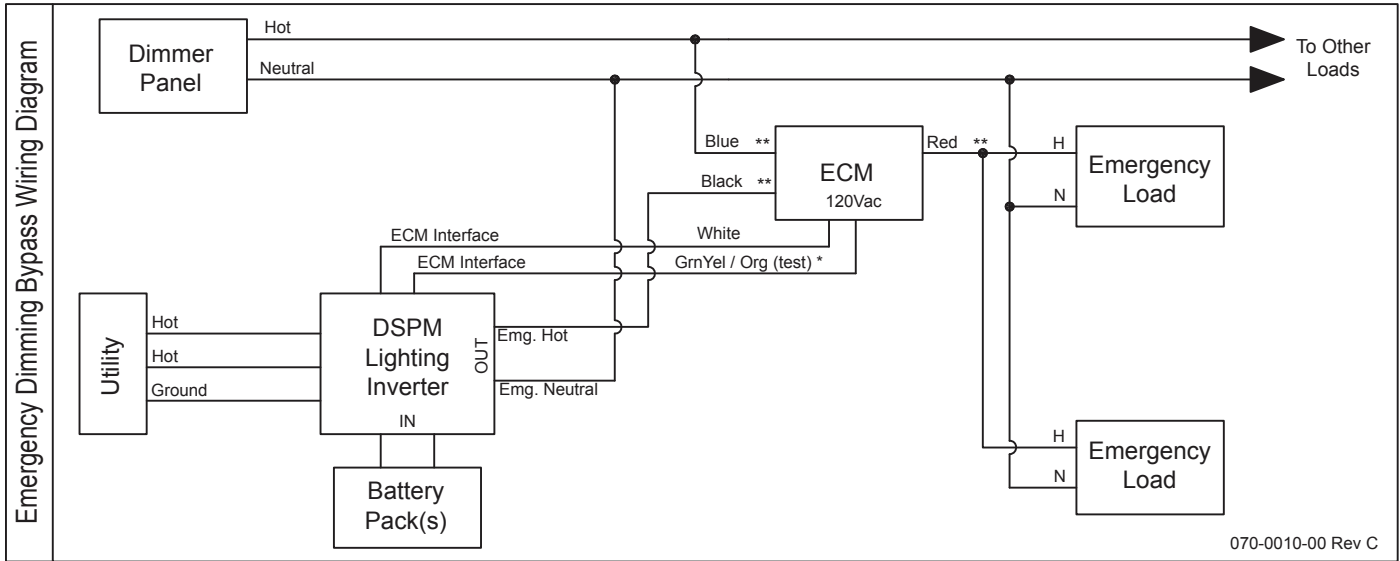
ECM ¹		
Family	Utility Voltage	Quantity
	120	
	277	

Notes:

1. Number of ECM's can be included in the part number of the DSPM Series, or ordered separately using order matrix above
2. Specifications subject to change without notice

ECM

ENVIRONMENTAL CONTROL MODULE
POWERFUL INNOVATIVE PRODUCT



1921 S. Quaker Ridge Place
Ontario, CA 91761
Ph: 1.877.DSPM POWER
1.877.377.6769
Fax: 909.930.3335

* Test Line = GreenYellow 120 Vac / Orange 277 Vac
** 20 Amps Maximum

More Diagrams @ www.DSPManufacturing.com